


English

In English this term we will be learning through the wonderful story of 'Cave Baby' by Julia Donaldson.



We will be telling stories and describing incidents from our own experience. and sequencing key events from the story. We will learn that a sentence needs a capital letter and a full stop

We will write captions, labels, a short letter and finally write our own story using the structure of Cave Baby to help us.

English

Read Write Inc Set 2 Sounds

Key Vocabulary

Phoneme	A single unit of sound, e.g. m .
Grapheme	The written sound of a phoneme.
Digraph	Where two letters represent one sound, e.g. sh .
Trigraph	Where three letters represent one sound, e.g. lgh .
Vowels	The letters: a, e, i, o, u .
Consonants	All consonants are the letters except a, e, i, o, u.
Segment	When you break a word into the individual sounds, e.g. s l e e p .
Blend	When the sounds are then quickly put back together, e.g. g o a t - goat .
Green Word	A word that is fully decodable and is able to be segmented.
Red Word	A word that cannot be decoded through phonics, e.g. any .
Alien/Nonsense words	Made up words to check phonic decoding skills, e.g. flay spoo shoy .
CCVC	Consonant/consonant/vowel/consonant words, e.g. sk ip green spoon .
CVCC	Consonant/consonant/vowel/consonant words, e.g. dog s test math s .

Speed Sounds Set 2



Read Write Inc.
Phonics

Set 2 Tricky 'Red' Words

all, call, tall, small, ball, any, many, one, anyone, once, some, come, love, where, there, does, who, here, were, watch, other, brother, mother, father, two.

Set 2 Decodable 'Green' Words

day, may, play, say, spray, way, lay, tray, been, green, see, seen, sleep, three, feel, keep, need, bright, fright, high, light, might, night, blow, know, low, show, slow, snow, flow, glow, food, moon, pool, spoon, too, zoo, fool, mood, stool, book, cook, foot, look, shook, took, car, hard, part, sharp, star, start, bar, park, smart, spark, fork, horse, short, snort, sort, sport, worn, air, chair, fair, hair, lair, stair, bird, dirt, girl, third, twirl, whirl, found, loud, mouth, out, round, shout, boy, enjoy, toy.

Useful Links and Websites

Ruth Miskin RWI - guidance for parents/carers
<https://www.ruthmiskin.com/en/find-out-more/parents/>
Oxford Owl - free RWI ebooks and further guidance
<https://home.oxfordowl.co.uk/reading/reading-schemes-oxford-levels/read-write-inc-phonics-guide/>

How Can You Help?

Share and enjoy books with your child.
Let your child read what interests them.
Practise reading and spelling both the red and green words.
Learn your child's set 2 sounds with them.
Encourage your child to write as often as possible.
Read every day with your child and encourage them to infer from the pictures to develop their storytelling skills.
Ensure you read to your child everyday with excitement and intonation.
Read stories and spot the sounds we have been learning.

Read Write Inc Set 3 Sounds

Key Vocabulary

Phoneme	A single unit of sound, e.g. m .
Grapheme	The written sound of a phoneme.
Digraph	Where two letters represent one sound, e.g. sh .
Trigraph	Where three letters represent one sound, e.g. lgh .
Split Digraph	Where two letters that represent one sound are split by another letter, e.g. a-e in name .
Vowels	The letters: a, e, i, o, u .
Consonants	All consonants are the letters except a, e, i, o, u.
Segment	When you break a word into the individual sounds, e.g. s l e e p .
Blend	When the sounds are then quickly put back together, e.g. g o a t - goat .
Green Word	A word that is fully decodable and is able to be segmented.
Red Word	A word that cannot be decoded through phonics, e.g. worse .
Alien/Nonsense words	Made up words to check phonic decoding skills, e.g. fleap zane snoap .
Syllables	Where a word can be broken down into different parts.

Speed Sounds Set 3



Read Write Inc.
Phonics

Set 3 Tricky 'Red' Words

above, buy, worse, walk, talk, bought, thought, caught, whole, wear, through, great, should, would, could, saw, why, now, how, down, over, son, water, school, everyone, their, people.

Set 3 Decodable 'Green' Words

join, voice, coin, make, cake, name, same, late, date, smile, white, nice, like, time, hide, tune, rude, huge, brute, use, June, saw, law, dawn, crawl, paw, yawn, share, dare, scare, square, bare, burn, turn, spurt, nurse, purse, hurt, how, down, brown, cow, town, now, snail, paid, tail, train, paint, rain, goat, boat, road, throat, toast, coat, chew, drew, new, flew, blew, grew, fire, hire, wire, bonfire, inspire, conspire, hear, dear, fear, near, year, ear, sure, cure, picture, mixture, creature, future, adventure, temperature, conversation, celebration, exploration, tradition, congratulation, attention, delicious, suspicious, vicious, scrumptious, precious, ferocious.

Useful Links and Websites

Ruth Miskin RWI - guidance for parents/carers
<https://www.ruthmiskin.com/en/find-out-more/parents/>
Oxford Owl - free RWI ebooks and further guidance
<https://home.oxfordowl.co.uk/reading/reading-schemes-oxford-levels/read-write-inc-phonics-guide/>

How Can You Help?

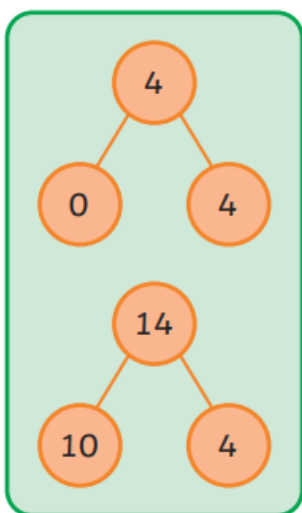
Share and enjoy books with your child.
Let your child read what interests them.
Practise reading and spelling both the red and green words.
Learn your child's set 3 sounds with them.
Encourage your child to write as often as possible.
Read every day with your child and encourage them to break down the words into syllables.
Develop your child's understanding and comprehension skills by asking them questions about what they have read.

Mathematics

In Science, we will be

investigating the weather and

In Maths, we will be starting our addition and subtraction unit using a variety of resources to demonstrate our understanding. We will focus on using part-part whole, number sentences, fact families and the number line. We will also complete our first shape unit focusing on recognising and naming 2-D and 3-D shapes and creating patterns.



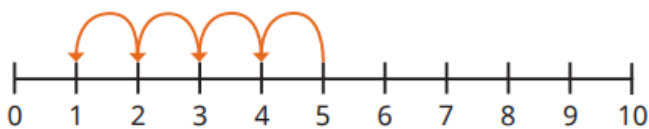
Fact Family

6	+	3	=	9
3	+	6	=	9
9	=	3	+	6
9	=	3	+	6

The counters show all the number bonds to 6
Write a number sentence for each bond.

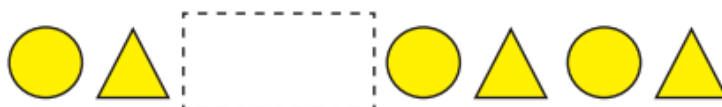
● ● ● ● ● ●	0 + 6 = 6
● ● ● ● ● ●	1 + 5 = <input style="width: 30px; height: 20px;" type="text"/>
● ● ● ● ● ●	
● ● ● ● ● ●	
● ● ● ● ● ●	
● ● ● ● ● ●	
● ● ● ● ● ●	

a) 5 - 4













Which shapes fit in the pattern?

a)



seasons by observing what is happening around us during the Autumn. We will name the four seasons

in order: Spring, Summer, Autumn, Winter and investigate rainfall and temperature.

<p>autumn</p> 		<p>winter</p> 	
 Autumn	 month	 windy	 damp
The Four Seasons			
<p>autumn</p> <p>September October November</p>		<p>winter</p> <p>December January February</p>	
<p>spring</p> <p>March April May</p>		<p>summer</p> <p>June July August</p>	
 season	 change	 thermometer	 temperature

History

How have toys changed.

Sequencing toys into a physical timeline, children investigate artefacts from the past and begin to pose questions. They learn how teddy bears have changed and ‘interview’ an old teddy bear before considering what toys may be like in the future.



PSHE

What helps us stay healthy

This term we will be learning about what and who helps us stay healthy, that things people put in their bodies can affect how they feel and how medicines can help us.

RE

Belonging

This term we will continue to learn about belonging and how religious people show that they belong to their faith community. We will also learn about Christmas.