

English

Read Write Inc Set 2 Sounds

Key Vocabulary

Phoneme	A single unit of sound, e.g. m .
Grapheme	The written sound of a phoneme.
Digraph	Where two letters represent one sound, e.g. sh .
Trigraph	Where three letters represent one sound, e.g. lgh .
Vowels	The letters: a, e, i, o, u .
Consonants	All consonants are the letters except a,e,i,o,u.
Segment	When you break a word into the individual sounds, e.g. s l e e p .
Blend	When the sounds are then quickly put back together, e.g. g o a t - goat .
Green Word	A word that is fully decodable and is able to be segmented.
Red Word	A word that cannot be decoded through phonics, e.g. any .
Alien/Nonsense words	Made up words to check phonic decoding skills, e.g. flay spoo shoy .
CCVC	Consonant/consonant/vowel/consonant words, e.g. skip green spoon .
CVCC	Consonant/consonant/vowel/consonant words, e.g. dogs test maths .

Speed Sounds Set 2



Set 2 Tricky 'Red' Words

all, call, tall, small, ball, any, many, one, anyone, once, some, come, love, where, there, does, who, here, were, watch, other, brother, mother, father, two.

Set 2 Decodable 'Green' Words

day, may, play, say, spray, way, lay, tray, been, green, see, seen, sleep, three, feel, keep, need, bright, fright, high, light, might, night, blow, know, low, show, slow, snow, flow, glow, food, moon, pool, spoon, too, zoo, fool, mood, stool, book, cook, foot, look, shook, took, car, hard, part, sharp, star, start, bar, park, smart, spark, fork, horse, short, snort, sort, sport, worn, air, chair, fair, hair, lair, stair, bird, dirt, girl, third, twirl, whirl, found, loud, mouth, out, round, shout, boy, enjoy, toy.

How Can You Help?

- Share and enjoy books with your child.
- Let your child read what interests them.
- Practise reading and spelling both the red and green words.
- Learn your child's set 2 sounds with them.
- Encourage your child to write as often as possible.
- Read every day with your child and encourage them to infer from the pictures to develop their storytelling skills.
- Ensure you read to your child everyday with excitement and intonation.
- Read stories and spot the sounds we have been learning.

Useful Links and Websites

Ruth Miskin RWI - guidance for parents/carers
<https://www.ruthmiskin.com/en/find-out-more/parents/>
Oxford Owl - free RWI ebooks and further guidance
<https://home.oxfordowl.co.uk/reading/reading-schemes-oxford-levels/read-write-inc-phonics-guide/>

Read Write Inc Set 3 Sounds

Key Vocabulary

Phoneme	A single unit of sound, e.g. m .
Grapheme	The written sound of a phoneme.
Digraph	Where two letters represent one sound, e.g. sh .
Trigraph	Where three letters represent one sound, e.g. lgh .
Split Digraph	Where two letters that represent one sound are split by another letter, e.g. a-e in name .
Vowels	The letters: a, e, i, o, u .
Consonants	All consonants are the letters except a,e,i,o,u.
Segment	When you break a word into the individual sounds, e.g. s l e e p .
Blend	When the sounds are then quickly put back together, e.g. g o a t - goat .
Green Word	A word that is fully decodable and is able to be segmented.
Red Word	A word that cannot be decoded through phonics, e.g. worse .
Alien/Nonsense words	Made up words to check phonic decoding skills, e.g. fleap zane snoap .
Syllables	Where a word can be broken down into different parts.

Speed Sounds Set 3



Set 3 Tricky 'Red' Words

above, buy, worse, walk, talk, bought, thought, caught, whole, wear, through, great, should, would, could, saw, why, now, how, down, over, son, water, school, everyone, their, people.

Set 3 Decodable 'Green' Words

join, voice, coin, make, cake, name, same, late, date, Smile, white, nice, like, time, hide, tune, rude, huge, brute, use, June, saw, law, dawn, crawl, paw, yawn, share, dare, scare, square, bare, burn, turn, spurt, nurse, purse, hurt, how, down, brown, cow, town, now, snail, paid, tail, train, paint, rain, goat, boat, road, throat, toast, coat, chew, drew, new, flew, blew, grew, fire, hire, wire, bonfire, inspire, conspire, hear, dear, fear, near, year, ear, sure, cure, picture, mixture, creature, future, adventure, temperature, conversation, celebration, exploration, tradition, congratulation, attention, delicious, suspicious, vicious, scrumptious, precious, ferocious.

How Can You Help?

- Share and enjoy books with your child.
- Let your child read what interests them.
- Practise reading and spelling both the red and green words.
- Learn your child's set 3 sounds with them.
- Encourage your child to write as often as possible.
- Read every day with your child and encourage them to break down the words into syllables.
- Develop your child's understanding and comprehension skills by asking them questions about what they have read.

Useful Links and Websites

Ruth Miskin RWI - guidance for parents/carers
<https://www.ruthmiskin.com/en/find-out-more/parents/>
Oxford Owl - free RWI ebooks and further guidance
<https://home.oxfordowl.co.uk/reading/reading-schemes-oxford-levels/read-write-inc-phonics-guide/>

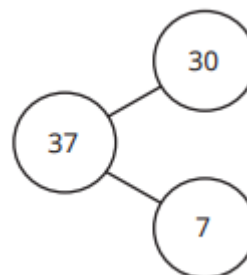
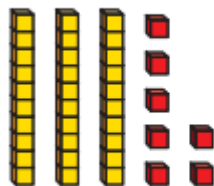
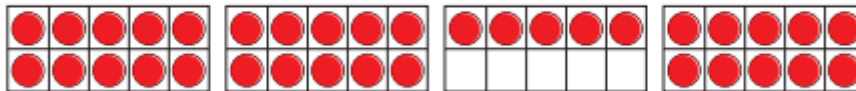
Mathematics

In Maths, we will be learning about Place Value within 50. We will be counting forwards and backwards, thinking about the number before and after and 1 more and 1 less. We will be learning to count in tens and to partition a number into 10s and 1s.

In our Height & Length unit of work, we will compare different heights and lengths, measure using objects and measure lengths using centimetres.

Finally, we will learn about Mass and Volume, using vocabulary heavier, lighter, full and empty. We will measure and compare different mass and capacities.

How many counters are there?



40	41	42	43							
----	----	----	----	--	--	--	--	--	--	--

32	31	30								
----	----	----	--	--	--	--	--	--	--	--

PSHE

What can we do with money?

This term we will be looking at how to safely use money. We will learn how to make good decisions around money. We will revisit digital literacy.

RE

Who is a Christian and what do they believe?

This term we are continuing to understand what Christians believe about God and about Jesus as the Son of God. We will continue to look at stories about Jesus and stories that Jesus told.

DESIGN TECHNOLOGY

Textiles- PUPPETS

We will be Exploring methods of joining fabric. Then, designing and making a character-based hand puppet using a preferred joining technique, before decorating.

PE

Striking and Fielding

&

Sending and Receiving

This term Year 1 will be working with a visiting cricket coach from 'Chance to Shine'. We will develop our understanding of defending (fielding) and attacking (batting). We will throw, catch, track and strike a ball. We will score points, play to the rules and use simple tactics.

SCIENCE

Everyday Materials and Seasonal Change

We will continue our learning about everyday materials, completing simple investigations. We will further develop our knowledge of the changing seasons with a focus on Spring.

COMPUTING

Grouping Data

This unit introduces learners to data and information. Labelling, grouping, and searching are important aspects of data and information.

MUSIC

Bumpus Rumpus!

We will be telling musical stories and creating notation.